


Apple Tasting

Color and label each apple you try.
Number the apples in order of favorites with the #1 on your favorite apple and the #5 on your least favorite.




Name: _____

Flavor:  Sweet  Sour  Bitter

Texture:  Crisp  Soft  Grainy

Skin:  Thin  Thick

Moisture:  Juicy  Dry




Name: _____

Flavor:  Sweet  Sour  Bitter

Texture:  Crisp  Soft  Grainy

Skin:  Thin  Thick

Moisture:  Juicy  Dry




Name: _____

Flavor:  Sweet  Sour  Bitter

Texture:  Crisp  Soft  Grainy

Skin:  Thin  Thick

Moisture:  Juicy  Dry




Name: _____

Flavor:  Sweet  Sour  Bitter

Texture:  Crisp  Soft  Grainy

Skin:  Thin  Thick

Moisture:  Juicy  Dry



Name: _____

Flavor:  Sweet  Sour  Bitter

Texture:  Crisp  Soft  Grainy

Skin:  Thin  Thick

Moisture:  Juicy  Dry


Choose an apple from the table then draw it in the box below and write its name.

My Apple:




*My Apple
Cut in half:*

My apple has ___ seeds.



Apple Anatomy:

Label the parts of an apple from the word bank below.



Leaf Stem Skin Flesh Seed Core